

## 1 Higher Order Functions

### A Note on Lambda Expressions

A lambda expression evaluates to a function, called a lambda function. For example, `lambda y: x + y` is a lambda expression, and can be read as “a function that takes in one parameter `y` and returns `x + y`.”

A lambda expression by itself evaluates to a function but does not bind it to a name. Also note that the return expression of this function is not evaluated until the lambda is called. This is similar to how defining a new function using a `def` statement does not execute the function’s body until it is later called.

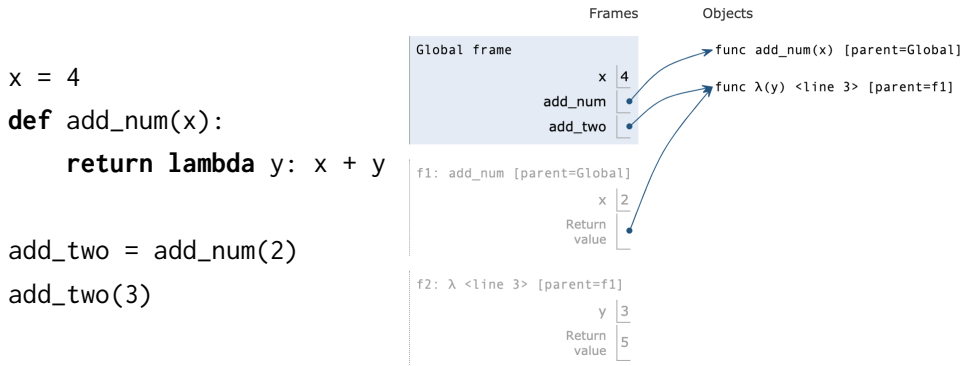
```
>>> what = lambda x : x + 5
>>> what
<function <lambda> at 0xf3f490>
```

Unlike `def` statements, lambda expressions can be used as an operator or an operand to a call expression. This is because they are simply one-line expressions that evaluate to functions.

```
>>> (lambda y: y + 5)(4)
9
>>> (lambda f, x: f(x))(lambda y: y + 1, 10)
11
```

## HOFs in Environment Diagrams

Recall that an **environment diagram** keeps track of all the variables that have been defined and the values they are bound to. However, values are not necessarily only integers and strings. Environment diagrams can model more complex programs that utilize higher order functions.



Lambdas are represented similarly to functions in environment diagrams, but since they lack intrinsic names, the lambda symbol ( $\lambda$ ) is used instead.

The parent of any function (including lambdas) is always the frame in which the function is defined. It is useful to include the parent in environment diagrams in order to find variables that are not defined in the current frame. In the previous example, when we call `add_two` (which is really the lambda function), we need to know what `x` is in order to compute `x + y`. Since `x` is not in the frame `f2`, we look at the frame's parent, which is `f1`. There, we find `x` is bound to 2.

As illustrated above, higher order functions that return a function have their return value represented with a pointer to the function object.

## Questions

1.1 Draw the environment diagram that results from executing the code below.

```
1 def curry2(h):
2     def f(x):
3         def g(y):
4             return h(x, y)
5         return g
6     return f
7 make_adder = curry2(lambda x, y: x + y)
8 add_three = make_adder(3)
9 add_four = make_adder(4)
10 five = add_three(2)
```

## 4 Higher Order Functions

1.2 Write `curry2` as a lambda function

1.3 Draw the environment diagram that results from executing the code below.

```
1 n = 7
2
3 def f(x):
4     n = 8
5     return x + 1
6
7 def g(x):
8     n = 9
9     def h():
10        return x + 1
11    return h
12
13 def f(f, x):
14    return f(x + n)
15
16 f = f(g, n)
17 g = (lambda y: y())(f)
```

- 1.4 *The following question is extremely difficult. Something like this would not appear on the exam. Nonetheless, it's a fun problem to try.*

Draw the environment diagram that results from executing the code below.

Note that using the + operator with two strings results in the second string being appended to the first. For example "C" + "S" concatenates the two strings into one string "CS"

```
1 y = "y"
2 h = y
3 def y(y):
4     h = "h"
5     if y == h:
6         return y + "i"
7     y = lambda y: y(h)
8     return lambda h: y(h)
9 y = y(y)(y)
```

## Writing Higher Order Functions

- 1.5 Write a function that takes in a function `cond` and a number `n` and prints numbers from 1 to `n` where calling `cond` on that number returns `True`.

```
def keep_ints(cond, n):
    """Print out all integers 1..i..n where cond(i) is true

    >>> def is_even(x):
    ...     # Even numbers have remainder 0 when divided by 2.
    ...     return x % 2 == 0
    >>> keep_ints(is_even, 5)
    2
    4
    """
```

- 1.6 Write a function similar to `keep_ints` like before, but now it takes in a number `n` and returns a function that has one parameter `cond`. The returned function prints out numbers from 1 to `n` where calling `cond` on that number returns `True`.

```
def make_keeper(n):
    """Returns a function which takes one parameter cond and prints out
    all integers 1..i..n where calling cond(i) returns True.

    >>> def is_even(x):
    ...     # Even numbers have remainder 0 when divided by 2.
    ...     return x % 2 == 0
    >>> make_keeper(5)(is_even)
    2
    4
    """
```

## Self Reference

**Self-reference** refers to a particular design of HOF, where a function eventually returns itself. In particular, a self-referencing function will not return a function **call**, but rather the function object itself. As an example, recall the `print_all` function from lecture.

Self-referencing functions will oftentimes employ helper functions that reference the outer function, such as the second example in lecture `print_sums`.

Note that a call to `print_sums` returns `next_sum`. A call to `next_sum` will return the result of calling `print_sums` which will, in turn, return another function `next_sum`. This type of pattern is common in self-referencing functions.

```
def print_all(x):
    print(x)
    return print_all

def print_sums(n):
    print(n)
    def next_sum(k):
        return print_sums(n+k)
    return next_sum
```

## Questions

- 1.1 Write a function `print_delayed` delays printing its argument until the next function call. `print_delayed` takes in an argument `x` and returns a new function `delay_print`. When `delay_print` is called, it prints out `x` and returns another `delay_print`.

```
def print_delayed(x):
    """Return a new function. This new function, when called,
    will print out x and return another function with the same
    behavior.
    >>> f = print_delayed(1)
    >>> f = f(2)
    1
    >>> f = f(3)
    2
    >>> f = f(4)(5)
    3
    4
    >>> f("hi")
    5
    <function print_delayed> # a function is returned
    """
    def delay_print(y):
        -----
        return -----
    return delay_print
```

## 8 Higher Order Functions

- 1.2 Write a function `print_n` that can take in an integer `n` and returns a repeatable print function that can print the next `n` parameters. After the `n`th parameter, it just prints "done".

```
def print_n(n):
    """
    >>> f = print_n(2)
    >>> f = f("hi")
    hi
    >>> f = f("hello")
    hello
    >>> f = f("bye")
    done
    >>> g = print_n(1)
    >>> g("first")("second")("third")
    first
    done
    done
    <function inner_print>
    """
    def inner_print(x):
        if _____
            print("done")
        else:
            print(x)
        return _____
    return _____
```



### 1. Yes, No, but Sometimes Maybe?

Fill in the environment diagram that results from executing the code below until the entire program is finished, an error occurs, or all frames are filled. *You may not need to use all of the spaces or frames.* A complete answer will:

- (a) Add all missing names and parent annotations to all local frames.
- (b) Add all missing values created or referenced during execution.
- (c) Show the return value for each local frame.

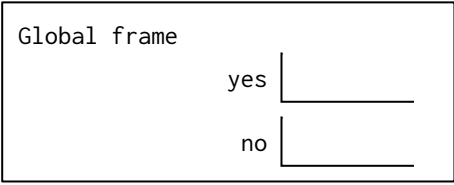
*You must list all bindings in the order they first appear in the frame.*

```
def yes(no):
    yes = 'no'
    return no

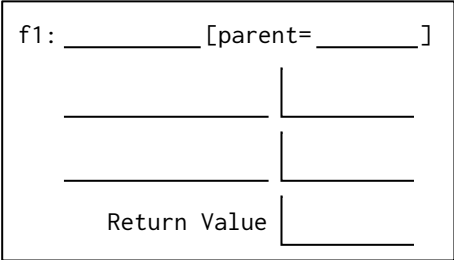
no = 'no'

def no(no):
    return no + yes(no)

yes = yes(yes)(no)('ok')
```



func yes(no) [parent=Global]



func no(no) [parent=Global]

